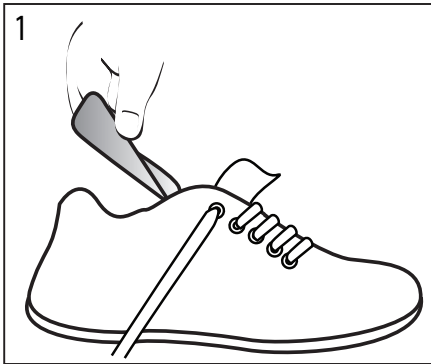


Silicone Heel Cup

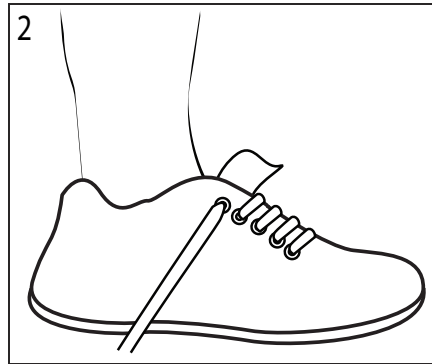
APPLICATION INSTRUCTIONS

CP020432 Rev A 08/08

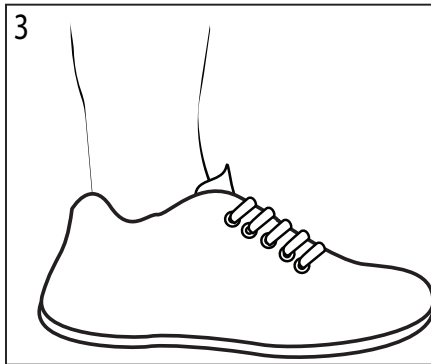
This device is offered for sale by or on the order of a physician or other qualified medical professional. This device is not intended for reuse on a second patient. This device is not intended to prevent injuries or reduce or eliminate the risk of injury.



1. Position Heel Cup
Place the heel cup inside of the shoe making sure it rests against the back of the heel of the shoe.



2. Position the Foot
Unlace shoe and place foot inside of the shoe.



3. Lace Shoe
Secure shoe using laces.

INDICATIONS: Indicated for treatment of heel spurs, leg pain, general foot fatigue and for treatment of plantar faciitis or achilles tendonitis.

WARNINGS: Do not leave this device in the trunk of a car on a hot day or in any other place where the temperature may exceed 150°F (65°C) for any extended period of time. If any additional pain or symptoms occur while using this brace, discontinue use and seek medical attention.

WARRANTY: This device is warranted to be free from defects in material and workmanship for a period of 90 days. This warranty applies to devices that have not been modified or subjected to misuse, abuse or neglect. This device is expressly subject to Bledsoe's Product Line Limited Warranty. Copies of this limited warranty can be obtained from your medical professional, via the internet at www.BledsoeBrace.com, or by calling 1.888.BLEDSOE (253.3763).



Council Directive 93/42/EEC
of 14 June 1993 concerning Medical devices

MANUFACTURED BY:
BLEDSOE BRACE SYSTEMS™
2601 Pinewood; Grand Prairie, Texas, 75051, USA
Toll Free Tel: 1.888.BLEDSOE (253.3763) • 1.800.527.3666
Local: 972.647.0884 • Local Fax: 972.660.5495
International Fax: 972.606.0649
www.BledsoeBrace.com

EUROPEAN AUTHORIZED REPRESENTATIVE

EC

REP

EMERGO EUROPE
Molenstraat 15
2513 BH, The Hague
The Netherlands
Tel: (+31) 70 345 8570
Fax: (+31) 70 346 7299